

# SSFA comparison

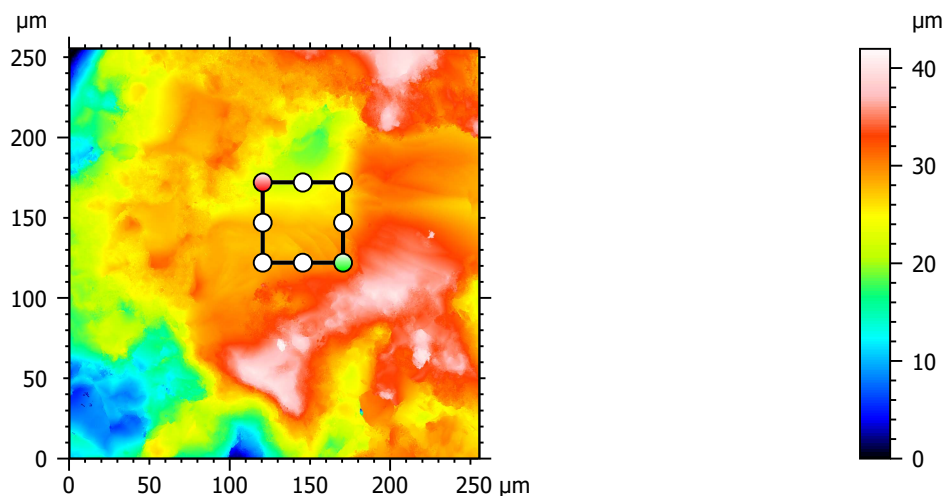
Template to process all lithic surfaces acquired with the Zeiss LSM 800 with the 50x/0.95 objective.

## A. Processing

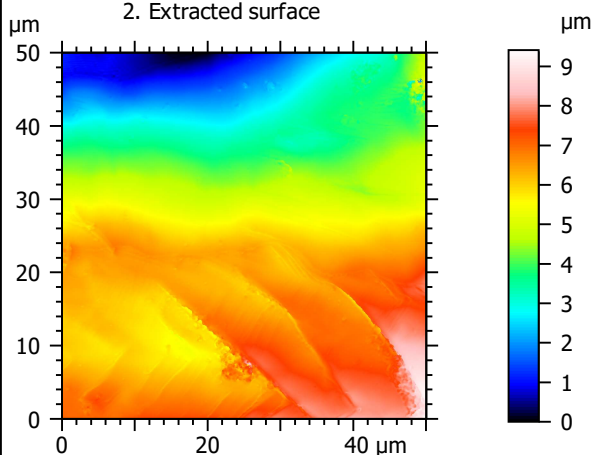
### Identity card

Name:	QTZ3-2_LSM_50x-0.95_20190314_Area1_Topo		
File path:	D:\Data\3Ddata\SSFA\Lithics\Original surfaces\QTZ3-2_LSM_50x-0.95_20190314_Area1_Topo.sur		
Created on:	3/14/2019 2:18:21 PM		
Studiable type:	Surface		
Axis:	X		
Length:	255.5	µm	
Size:	3000	points	
Spacing:	0.08519	µm	
Axis:	Y		
Length:	255.5	µm	
Size:	3000	points	
Spacing:	0.08519	µm	
Axis:	Z		
Layer type:	Topography		
Length:	41.96	µm	
Size:	65532	digits	
Spacing:	0.0006404	µm	
NM-points ratio:	0.000 % (0 Pts)		

### 1. Acquired surface

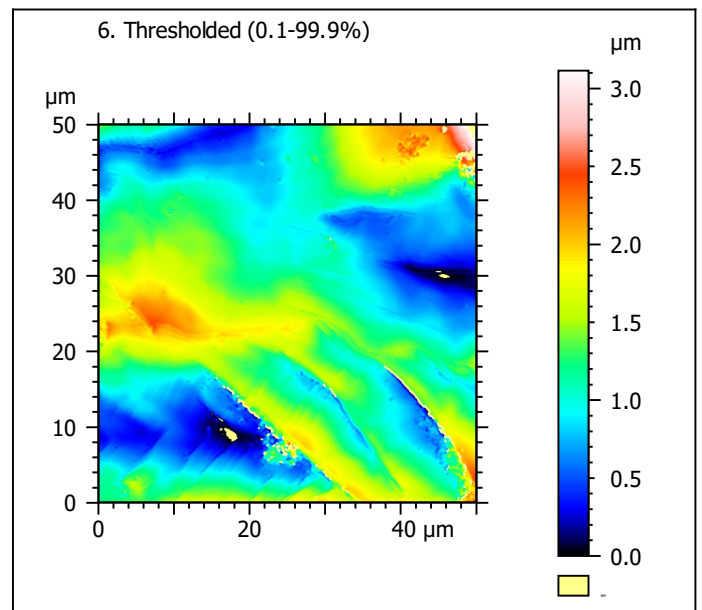
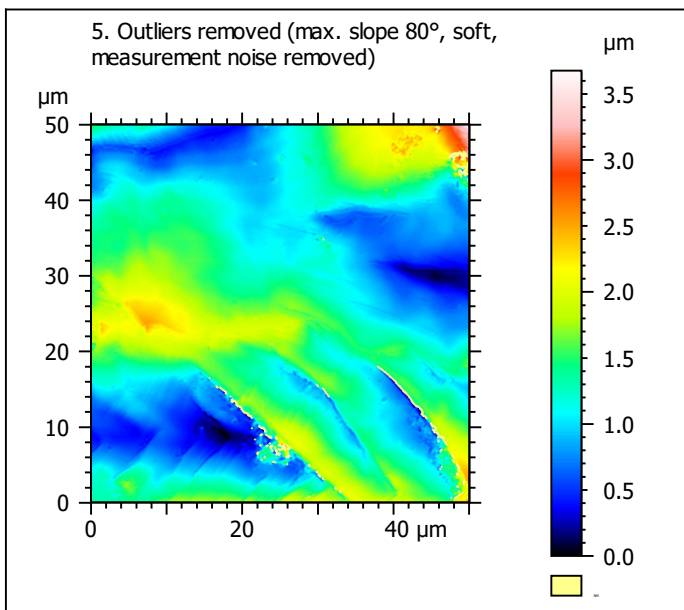
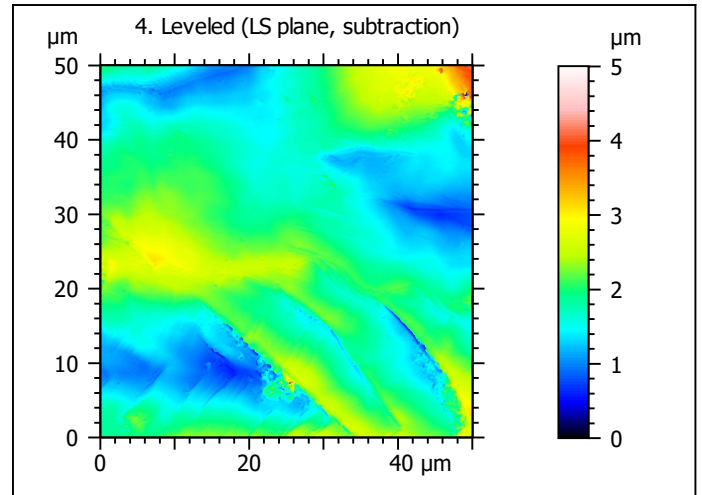
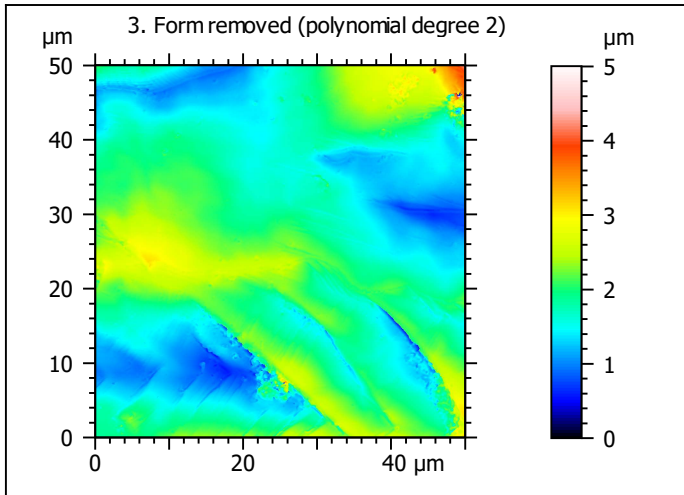


### 2. Extracted surface



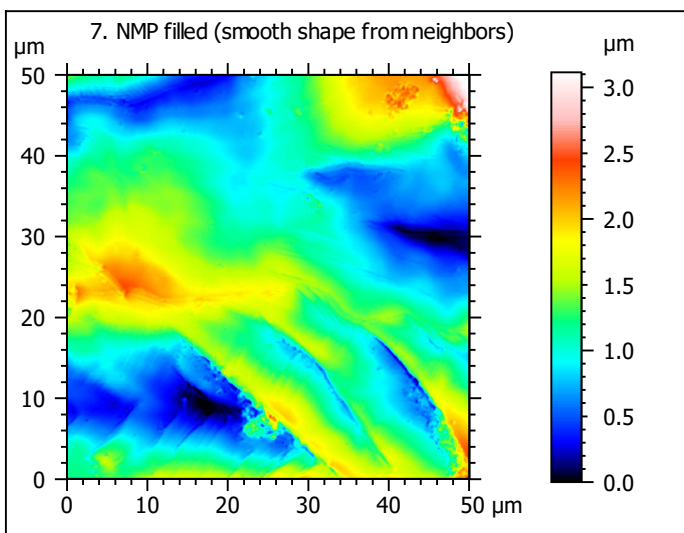
### Identity card

Name:	QTZ3-2_LSM_50x-0.9...opo > Extracted area		
Axis:	X		
Length:	50.00	μm	
Size:	588	points	
Axis:	Y		
Length:	50.00	μm	
Size:	588	points	
Axis:	Z		
Layer type:	Topography		
Length:	9.412	μm	
Size:	14698	digits	
NM-points ratio:	0.000 % (0 Pts)		

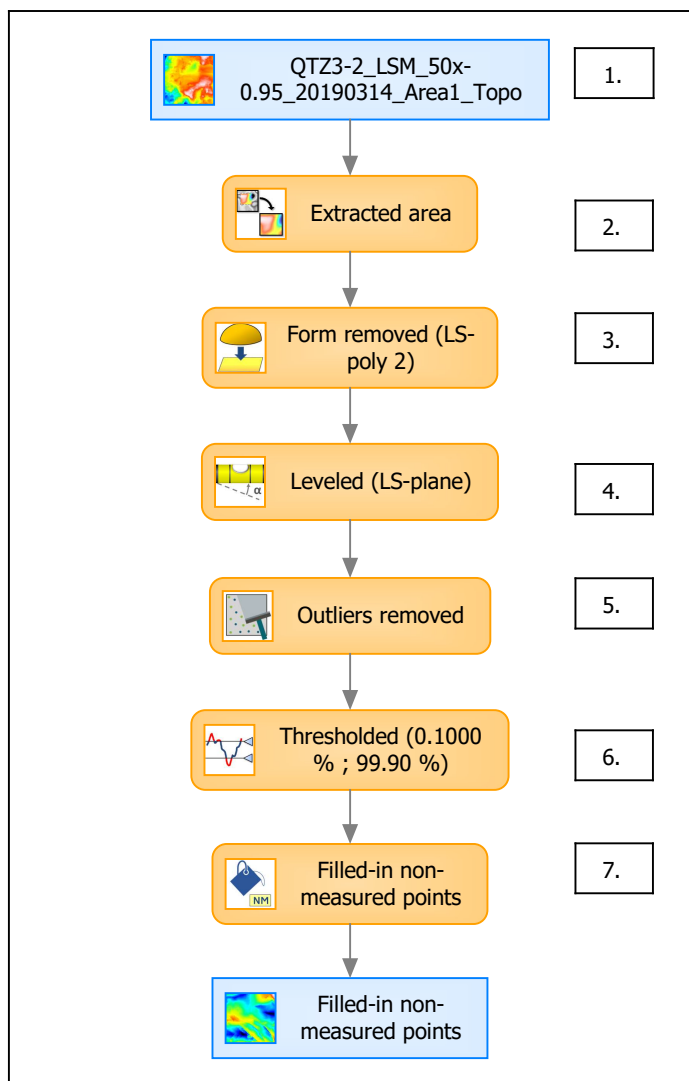


Identity card	
Name:	QTZ3-2_LSM_50x-0.9...e) > Outliers removed
Axis:	Z
NM-points ratio:	0.7361 % (2545 Pts)

Identity card	
Name:	QTZ3-2_LSM_50x-0.9...0.1000 % ; 99.90 %)
Axis:	Z
NM-points ratio:	0.9328 % (3225 Pts)



## B. Summary



### Identity card

Name: QTZ3-2\_LSM\_50x-0.95\_20190314\_Area1\_Topo > Extracted area ...resholded (0.1000 % ; 99.90 %) > Filled-in non-measured points

Studiabale type: Surface

**Axis:** X

Length: 50.00  $\mu\text{m}$

Size: 588 points

Spacing: 0.08519  $\mu\text{m}$

**Axis:** Y

Length: 50.00  $\mu\text{m}$

Size: 588 points

Spacing: 0.08519  $\mu\text{m}$

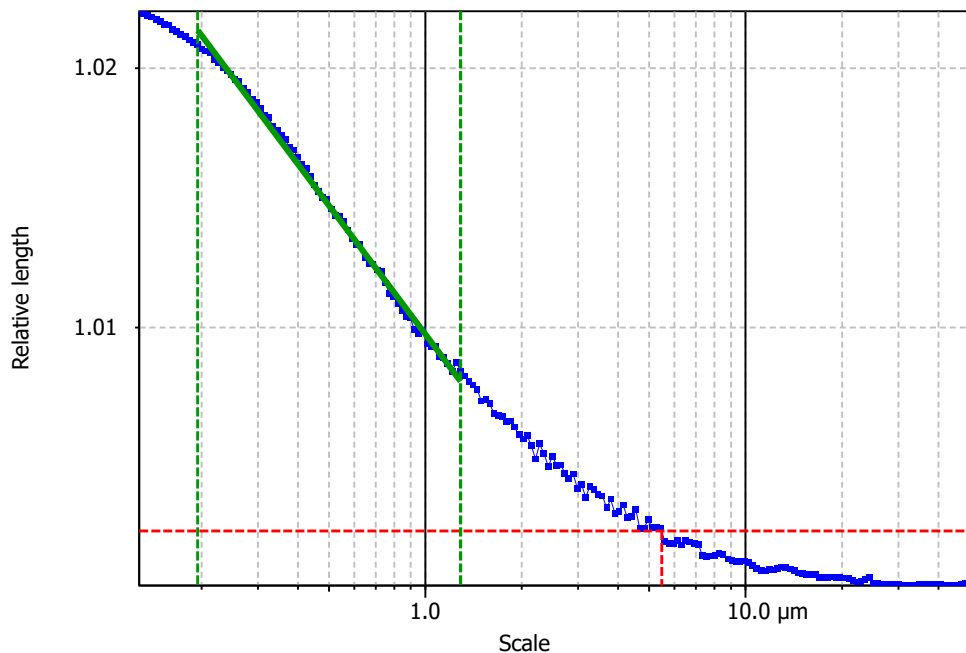
**Axis:** Z

Layer type: Topography

Length: 3.115  $\mu\text{m}$

Size: 4865 digits

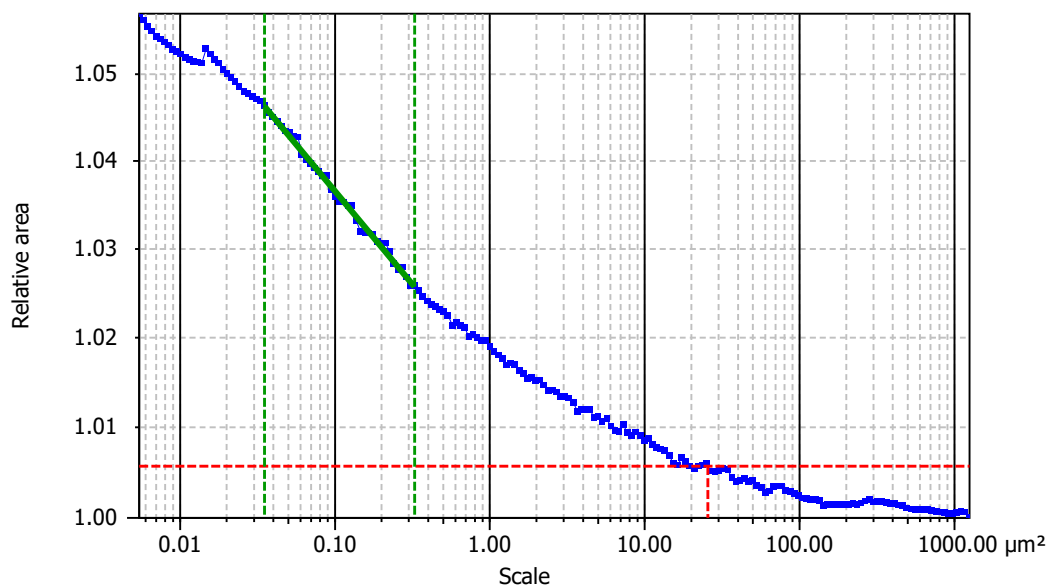
Spacing: 0.0006404  $\mu\text{m}$

**Information**

Method	Length-scale (rows)
--------	---------------------

**Parameters**

Parameters	Value	Unit	Comment
epLsar	0.005483		Length-scale anisotropy (Sfrax) (1.8 μm, 5°)
NewEplsar	0.01924		Length-scale anisotropy (1.8 μm, 5°)

**Information**

Method	Area-scale (four corners)
--------	---------------------------

**Parameters**

Parameters	Value	Unit	Comment
R <sup>2</sup>	0.9942		Reg. coefficient R <sup>2</sup>
Asfc	8.889		Fractal complexity
Smfc	0.1005	μm <sup>2</sup>	Scale of max complexity
HAsfc9	1.407		Heterogeneity of Asfc (3x3)
HAsfc81	2.633		Heterogeneity of Asfc (9x9)